



Avionics Mounting Devices

Index

<u>Introduction</u>	<u>Pages.....</u>	<u>2-3</u>
<u>MS28042 Round clamps 1 Inch Dia.</u>	<u>Page.....</u>	<u>4</u>
<u>MS28042 Round clamps 1.250 Inch Dia.</u>	<u>Page.....</u>	<u>5</u>
<u>MS28042 Round clamps 1.5 Inch Dia.</u>	<u>Pages</u>	<u>5-6</u>
<u>MS28042 Round clamps 2 Inch Dia.</u>	<u>Pages</u>	<u>7-8</u>
<u>MS28042 Round clamps 3 Inch Dia.</u>	<u>Page.....</u>	<u>9</u>
<u>ARINC Square Clamps 1 inch deep</u>	<u>Pages.....</u>	<u>10-11</u>
<u>ARINC Square Clamps 2 inch deep</u>	<u>Pages.....</u>	<u>12-14</u>
<u>ARINC Square Clamps 4 inch deep</u>	<u>Pages.....</u>	<u>15-16</u>
<u>ARINC Horizontal Clamps 1 inch deep</u>	<u>Page</u>	<u>17</u>
<u>ARINC Horizontal Scale Clamps 2 inch deep</u>	<u>Page</u>	<u>18</u>
<u>ARINC Vertical Scale Clamps 1 inch deep</u>	<u>Page</u>	<u>19</u>
<u>ARINC Vertical Scale Clamps 2 inch deep</u>	<u>Page</u>	<u>20</u>
<u>ARINC Shelf Style Clamps 7 inches deep</u>	<u>Pages.....</u>	<u>21-23</u>
<u>ARINC Adapter Plates</u>	<u>Page</u>	<u>24</u>
<u>ARINC Mooring Plates</u>	<u>Page</u>	<u>25</u>
<u>MS28055 Bezels</u>	<u>Page</u>	<u>26</u>



Avionics Mounting Devices



69 Years of providing Quality Avionics Mounting Solutions

Avionics Mounts Inc. has designed the majority of avionics mounting devices currently in use today. We have more experience in the design, manufacture, and distribution of ARINC 408A and MS28042 avionics clamps than any other company in the world.

(Formerly MSP Inc. / Marion Screw Products)

Our company was founded in Marion Indiana in 1943 by Lester Pitcher under the name Marion Screw Products. The products we manufactured when the company was founded were made to support the United State's efforts during World War II.

The first product Avionics Mounts Inc. manufactured was the Tachometer Drive Adapter for the U.S. Air Force pictured below.



In 1972, Archie Johnson purchased the corporation from Les Pitcher's son, David Pitcher. Archie renamed the corporation to MSP Inc. In 2002 Archie sold our old clamp designs to a third party, but retained ownership of the MSP corporation. As part of the sales agreement Archie agreed to change the name of the corporation and accept a five year non-compete clause. The non-compete clause expired in 2007 and Archie has been "back at it" designing our new mounting products under the name Avionics Mounts Inc. We wish to emphasize that we are no longer associated with the MSP trademark, or endorsed by the company that purchased our old designs and trademark.



Avionics Mounting Devices

Our team has designed and manufactured both custom, and standard avionics mounts for every major airframe manufacturer in the United States, and several European aerospace companies. Avionics Mounts Inc. has designed and built parts for every manned space mission since the beginning of the United State's space program. The products we have designed are still in use on most of aircraft flying today. No other company can offer the experience that AMI's management has had in the design and manufacture of avionics mounting solutions.

Most recently Avionics Mounts Inc. has been retooling for our new designs of mounting products so that we can offer our customers a higher quality product at affordable prices.

Avionics Mounts Incorporated's new patented designs (Patent # 7,832,699 B2) are superior to our old designs and can reduce both our customer's, and our own inventory requirements. The new designs also have a much smaller carbon footprint due the elimination of heat treating processes. Those items assure that AMI will continue to be the leader in the design and manufacture of avionics mounting products for years to come.

Our Management Team

C.E.O. / Engineer - Archie L. Johnson

- Employed by Avionics mounts Inc. for 42 years
- Owner/Operator of Avionics Mounts Inc. for 37 years.
- Designed the majority of instrument mounts in use today.
- Designed the machinery and tooling for production of various instrument mounting components and avionics housings.
- Has designed instrument mounts and other parts that have been used on every manned space flight.

Office Manager / Inside Sales - Denise Taggart

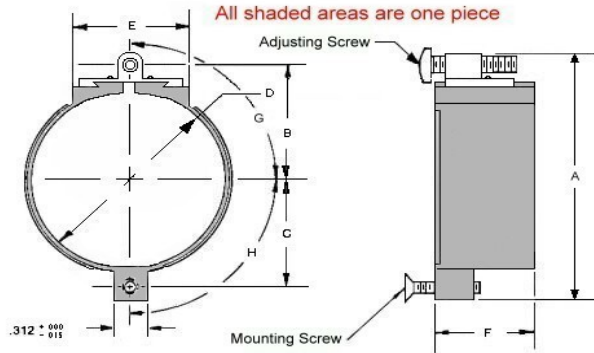
- Employed by Avionics Mounts Inc. for over 28 years.
- Extensive knowledge of our customer base and their needs.
- Extensive knowledge of our products and their applications.

Quality Manager - Dean Johnson

- Employed by Avionics Mounts Inc. for 35 years.
- Involved in the design of avionics mounts and housings for over 25 years.
- Certified Cisco Network Administrator.
- Extensive knowledge of aerospace quality systems and requirements.



Avionics Mounting Devices



1.000" DIAMETER CLAMPS (MS28042 STYLE, 1" ROUND)

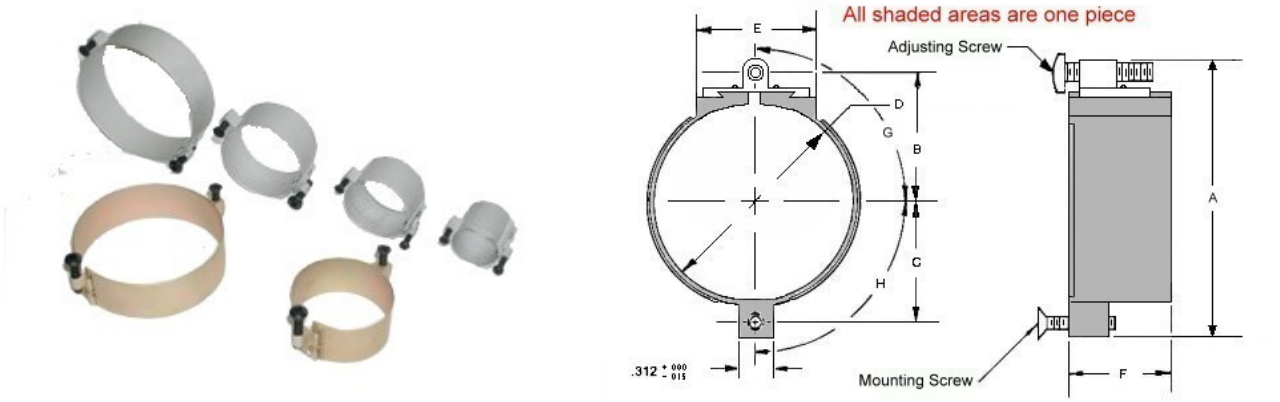
AMI Part Number	Other equivalent part numbers	A	B	C	D	D	E	F	G	H	MOUNTING SCREW	ADJUSTING SCREW	Notes
		MAX.	±.005	±.005	MAX.	MIN.	MAX.	±.03	±1°	±1°			
2111005	64526, C810B1, 5340-00-906-0707, MBG61911	1.563	0.665	0.665	1.040	0.960	0.625	1.00	90	90	MS24693BB30	AN520B6R12	Note 1
2111010	64585	1.563	0.665	0.665	1.040	0.960	0.625	1.00	90	90			Note 1
2111015	64525, 5340-00-919-3960, C810-1, MGB61034	1.563	0.665	0.665	1.040	0.960	0.625	1.00	90	90	AN507PB632R12	AN520PB6R12	Note 1
2111020	640005, 5340-01-052-6269, BACC10EL1A, MGB59233, NH1004237	1.563	0.665	0.665	1.040	0.960	0.625	1.00	90	90	MS24693BB30	04241-7	Note 1
2111025	Cessna Special	1.563	0.665	0.665	1.060	0.980	0.625	1.00	90	90	MS24693BB30	AN515B6R12	Note 1
2111030	NSA934901-10	1.563	0.665	0.665	1.060	0.980	0.625	1.00	90	90	MS24693BB32	MS35214-32	Note 2
2111100	64471	1.563	0.665	0.665	1.040	0.960	0.625	1.00	90	90	MS24693C30	AN515C6R12	Notes 1 & 5
MS28042-4A	6200-4, NH11002264-10, 5340-00-906-0707, NH1002547	1.563	0.665	0.665	1.040	0.960	0.625	1.00	90	90	MS24693BB30	AN515B6R12	Note 1
2112000	64540, 5340-01-209-7650, MGB60013-24	1.563	0.665	0.665	1.040	0.960	0.625	1.00	90	90	MS24693BB30	AN515B6R12	Note 3
2112005	64380, 41C300-5A, 5340-00-460-9945, MBG60031-24	1.563	0.665	0.665	1.040	0.960	0.625	1.00	90	90	51B507C06-12B	51B507C06-12B	Note 3

Notes:

- 1: Anodized per MIL-A-8625, Type 2, Class 1, Clear.
 - 2: Anodized per MIL-A-8625, Type 1, Class 1, Clear.
 - 3: Chem-filmed per MIL-DTL-5541, Class 1A, Yellow.
 - 4: Chem Film per MIL-DTL-5541, Class 3, Clear
 - 5 Closing brackets are self-locking
- Recommended mounting and adjusting screw torque is 5-8 in. lb.
 All clamps are designed to meet the requirements of MIL-C-6818 and/or customer requirements.
 Band and closing bracket materials are 6061-T6 per QQ-A-200/8, or AQMS-QQ-A-250/11.
 Rivet materials are 2017 per QQ-A-225/5
 Threads in mounting lugs are self-locking.



Avionics Mounting Devices



1.250" DIAMETER CLAMPS (MS28042 STYLE, 1.250" ROUND)

AMI Part Number	Other equivalent part numbers.	A	B	C	D	D	E	F	G	H	MOUNTING SCREW	ADJUSTING SCREW	Notes
		MAX.	±.005	±.005	MAX.	MIN.	MAX.	±.03	±1°	±1°			
2911005	64386	1.850	0.800	0.800	1.290	1.210	0.750	1.00	90	90	MS24693BB30	MS35214-29	Note 1

Note 1: Anodized per MIL-A_8625, Type 2, Class 1, Clear

1.500" DIAMETER CLAMPS (MS28042 STYLE, 1.5" ROUND)

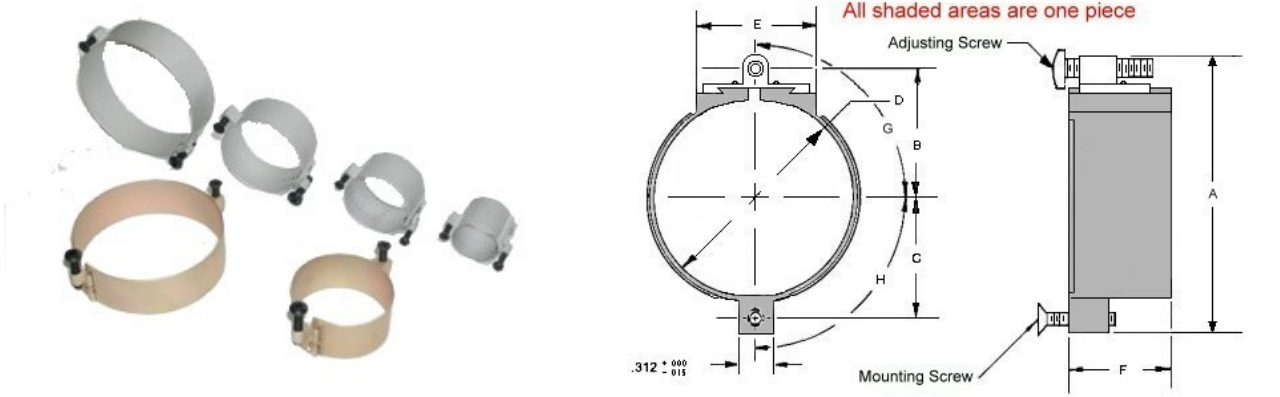
AMI Part Number	Other equivalent part numbers	A	B	C	D	D	E	F	G	H	MOUNTING SCREW	ADJUSTING SCREW	Notes
		MAX.	±.005	±.005	MAX.	MIN.	MAX.	±.03	±1°	±1°			
2411000	64527, C810-2, MGB61036, 5340-00-905-4975	2.047	0.915	0.915	1.540	1.460	0.750	1.00	90	90	AN507PB632R12	AN520PB6R12	Note 1
2411005	64670, C810B21	2.047	0.915	0.915	1.540	1.460	0.750	1.00	90	90	MS24693BB30	04241-7	Note 1
2411010	640002, 5340-01-050-9878, BACC10EL2A, MGB59234	2.047	0.915	0.915	1.540	1.460	0.750	1.00	90	90	MS24693BB30	MS35214-29	Note 1
2411015	NAS934901-08	2.047	0.915	0.915	1.540	1.460	0.750	1.00	90	90	MS24693BB33	MS35214-32	Note 2
2411100	64472	2.047	0.915	0.915	1.540	1.460	0.750	1.00	90	90	MS24693C30	MS35216-29	Notes 1 & 5

Notes:

- 1: Anodized per MIL-A-8625, Type 2, Class 1, Clear.
 - 2: Anodized per MIL-A-8625, Type 1, Class 1, Clear.
 - 3: Chem-filmed per MIL-DTL-5541, Class 1A, Yellow.
 - 4: Chem Film per MIL-DTL-5541, Class 3, Clear
 - 5 Closing brackets are self-locking
- Recommended mounting and adjusting screw torque is 5-8 in. lb.
 All clamps are designed to meet the requirements of MIL-C-6818 and/or customer requirements.
 Band and closing bracket materials are 6061-T6 per QQ-A-200/8, or AQMS-QQ-A-250/11.
 Rivet materials are 2017 per QQ-A-225/5
 Threads in mounting lugs are self-locking.



Avionics Mounting Devices



1.500" DIAMETER CLAMPS (MS28042 STYLE, 1.5" ROUND)

(Continued)

2412005	64544, 64475, 5340-01-304-3561, 30-058-5, 50516-3P, NH1003582-20	2.047	0.915	0.915	1.540	1.460	0.750	1.00	90	90	MS24693BB30	MS35214-29	Note 3
2412010	41C300-3A,	2.047	0.915	0.915	1.540	1.460	0.750	1.00	90	90	51B600C06-12B	51B507C06-12B	Note 3
MS28042-3A	6202-3, NH11002263-10, 5340-00-937-1348, 50516-3, NH1002263-10,	2.047	0.915	0.915	1.540	1.460	0.750	1.00	90	90	MS24693BB30	MS35214-29	Note 1

Notes:

1: Anodized per MIL-A-8625, Type 2, Class 1, Clear.

2: Anodized per MIL-A-8625, Type 1, Class 1, Clear.

3: Chem-filmed per MIL-DTL-5541, Class 1A, Yellow.

4: Chem Film per MIL-DTL-5541, Class 3, Clear

5 Closing brackets are self-locking

Recommended mounting and adjusting screw torque is 5-8 in. lb.

All clamps are designed to meet the requirements of MIL-C-6818 and/or customer requirements.

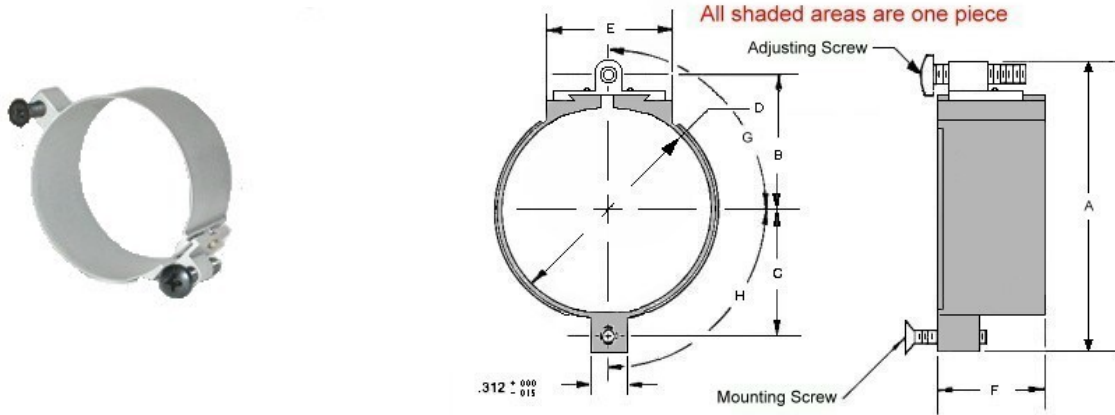
Band and closing bracket materials are 6061-T6 per QQ-A-200/8, or AQMS-QQ-A-250/11.

Rivet materials are 2017 per QQ-A-225/5

Threads in mounting lugs are self-locking.



Avionics Mounting Devices



1.932" DIAMETER CLAMPS (MS28042 STYLE, 2" ROUND)

AMI Part Number	Other equivalent part numbers	A	B	C	D	D	E	F	G	H	MOUNTING SCREW	ADJUSTING SCREW	Notes
		MAX.	±.005	±.005	MAX.	MIN.	MAX.	±.03	±1°	±1°			
2211000	64244	2.750	1.250	1.203	1.968	1.890	.874	1.00	90	90	MS24693BB52	04221-7	Note 1
2211005	64245, 7443482-503	2.750	1.250	1.203	1.968	1.890	.874	1.00	90	90	MS24693BB52	04221-9	Note 1
2211010	64379, 41C300-1, MBG60030	2.750	1.250	1.203	1.968	1.890	.874	1.00	90	90	51B507C08-12B	51B600C3-14B	Note 3
2211015	64445, 52269	2.750	1.250	1.203	1.968	1.890	.874	1.00	90	90	MS24693BB54	04221-9	Note 1
2211020	64451, C810B3, 18623, GC503A2	2.750	1.250	1.203	1.968	1.890	.874	1.00	90	90	MS24693BB52	04221-7	Note 1
2211025	64528, 5340-01-107-7562, C810-3, MGB61037	2.750	1.250	1.203	1.968	1.890	.874	1.00	90	90	AN507PB832R12	2211025-7	Note 1
2211030	64666, C810B31	2.750	1.250	1.203	1.968	1.890	.874	1.00	90	90	MS35214-46	04221-7	Note 1
2211035	64671, C810B32	2.750	1.250	1.203	1.968	1.890	.874	1.00	90	90	MS24693BB52	04221-9	Note 1
2211045	640003, 5340-01-030-4982, BACC10EL3A, MGB59235	2.750	1.250	1.203	1.968	1.890	.874	1.00	90	90	MS24693BB52	MS35215-58	Note 1

Notes:

1: Anodized per MIL-A-8625, Type 2, Class 1, Clear.

2: Anodized per MIL-A-8625, Type 1, Class 1, Clear.

3: Chem-filmed per MIL-DTL-5541, Class 1A, Yellow.

4: Chem Film per MIL-DTL-5541, Class 3, Clear

5 Closing brackets are self-locking


Recommended mounting and adjusting screw torque is 5-8 in. lb.

All clamps are designed to meet the requirements of MIL-C-6818 and/or customer requirements.

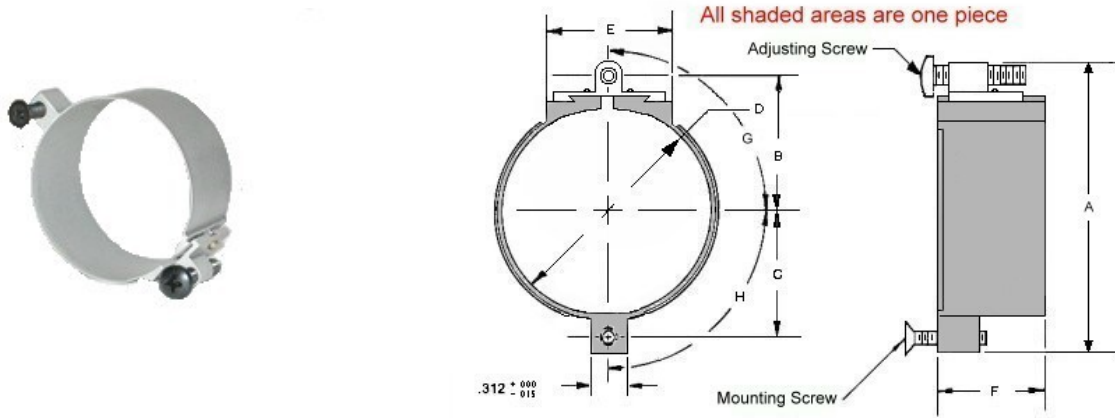
Band and closing bracket materials are 6061-T6 per QQ-A-200/8, or AQMS-QQ-A-250/11.

Rivet materials are 2017 per QQ-A-225/5

Threads in mounting lugs are self-locking.



Avionics Mounting Devices



1.932" DIAMETER CLAMPS (MS28042 STYLE, 2" ROUND) (continued)

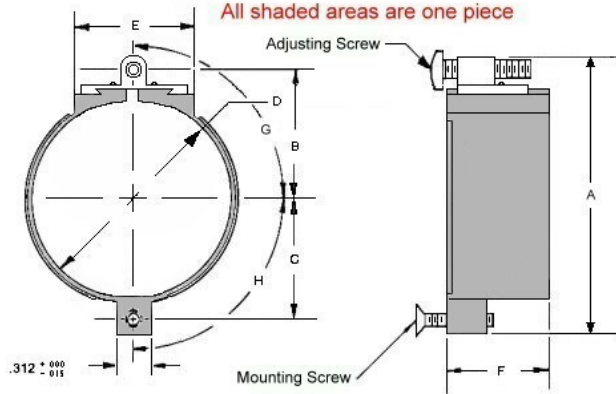
AMI Part Number	Other equivalent part numbers.	A	B	C	D	D	E	F	G	H	MOUNTING SCREW	ADJUSTING SCREW	Notes
		MAX.	±.005	±.005	MAX.	MIN.	MAX.	±.03	±1°	±1°			
2211050	NAS934901-07	2.750	1.250	1.203	1.968	1.890	.874	1.00	90	90	MS24693BB54	MS35215-60	Note 1
2211100	64473, 5340-01-424-8342	2.750	1.250	1.203	1.968	1.890	.874	1.00	90	90	MS24693C276	MS35217-60	Notes 1 & 5
MS28042-1A	5801-A, NH11002261-10, NH1002545-10, 50-324233-21, 2814580, 5340-00-014-5970, 123-31, 18287,	2.750	1.250	1.203	1.968	1.890	0.875	1.00	90	90	MS24693BB52	MS35215-58	Note 1
2212000	64613, 64388, 64388A, 5340-01-304-3560, 5340-01-432-1786, 5340-01-563-7638, 30-058-1, 30-058-1A, NH1003581-20, NH1003580-20, MGB60030, MGB67039-1, MGB3580-10	2.750	1.250	1.203	1.968	1.890	0.874	1.00	90	90	MS24693BB52	MS35215-58	Note 3
2212010	64388-C	2.750	1.250	1.203	1.968	1.890	0.874	1.00	90	90	MS24693BB52		Note 3

Notes:

- 1: Anodized per MIL-A-8625, Type 2, Class 1, Clear.
 - 2: Anodized per MIL-A-8625, Type 1, Class 1, Clear.
 - 3: Chem-filmed per MIL-DTL-5541, Class 1A, Yellow.
 - 4: Chem Film per MIL-DTL-5541, Class 3, Clear
 - 5 Closing brackets are self-locking
- Recommended mounting and adjusting screw torque is 5-8 in. lb.
 All clamps are designed to meet the requirements of MIL-C-6818 and/or customer requirements.
 Band and closing bracket materials are 6061-T6 per QQ-A-200/8, or AQMS-QQ-A-250/11.
 Rivet materials are 2017 per QQ-A-225/5
 Threads in mounting lugs are self-locking.




Avionics Mounting Devices



3.125" DIAMETER CLAMPS (MS28042 STYLE, 3" ROUND)

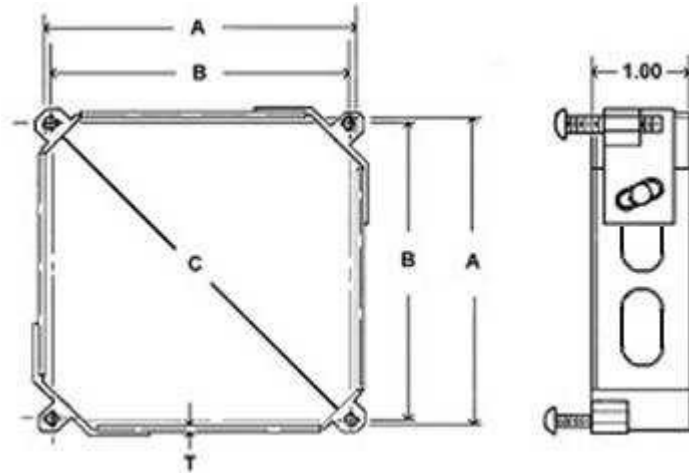
AMI Part Number	Other equivalent part numbers	A	B	C	D	D	E	F	G	H	MOUNTING SCREW	ADJUSTING SCREW	Notes
		MAX.	±.005	±.005	MAX.	MIN.	MAX.	±.03	±1°	±1°			
2311005	640004, BACC10EL-4A, MGB59233	3.812	1.750	1.750	3.172	3.078	1.125	1.00	90	90	MS24693BB52	04221-7	Note 1
MS28042-2A	6201-2, NH11002662-10, 1814-2, 5340-00-579-6359, AN5808-2	3.812	1.750	1.750	3.172	3.078	1.125	1.00	90	90	MS24693BB52	04221-7	Note 1
2312000	64614, 64389, 64389A, 30-058-3, 30-058-3A, NH1003580-10, NH1003581-20, 5340-01-459-0877, 5340-01-432-1786, 5340-01-304-3560,	3.812	1.750	1.750	3.172	3.078	1.125	1.00	90	90	MS24693BB52	04221-7	Note 3

Notes:
 1: Anodized per MIL-A-8625, Type 2, Class 1, Clear.
 2: Anodized per MIL-A-8625, Type 1, Class 1, Clear.
 3: Chem-filmed per MIL-DTL-5541, Class 1A, Yellow.
 4: Chem Film per MIL-DTL-5541, Class 3, Clear
 5 Closing brackets are self-locking
 Recommended mounting and adjusting screw torque is 5-8 in. lb.
 All clamps are designed to meet the requirements of MIL-C-6818 and/or customer requirements.
 Band and closing bracket materials are 6061-T6 per QQ-A-200/8, or AQMS-QQ-A-250/11.
 Rivet materials are 2017 per QQ-A-225/5
 Threads in mounting lugs are self-locking.




Avionics Mounting Devices

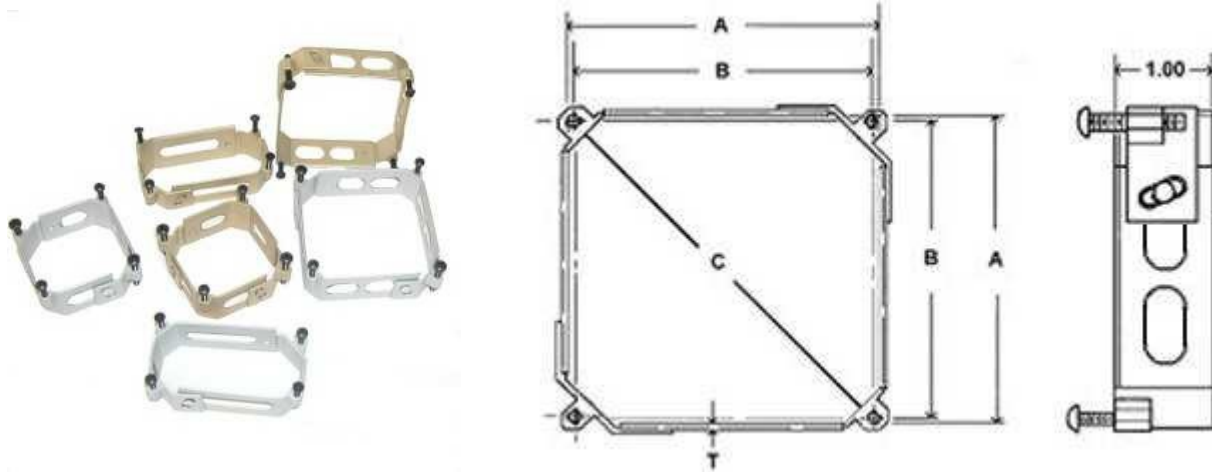
ARINC Square Clamps 1" Deep.



2 ATI CLAMPS									
AMI Part number	Equivalent Part number	ARINC# 408 SPEC	A	B	C	T	MOUNTING SCREW	ADJUSTING SCREW	NOTES
			2 PL.	±.005	2 PL.	±.003			
3511000	9962B, 5340-01-102-1998, 54620, NH1002336-10, 34753, NSA934901-04	2ATI-S	2.175	2.080	2.500	0.045	MS35214-29	MS35214-46	Note 1
3511001	NSA934901-04	2ATI-S	2.175	2.080	2.500	0.045	MS35214-31	MS35214-50	Note 2
3512000	64665B	2ATI-S	2.175	2.080	2.500	0.045	MS35214-29	MS35214-46	Note 3
3 ATI CLAMPS									
3611000	9963B, 5340-01-053-7184, 5340-00-838-1478, NAS934901-03, 34753, 54621, 4000836-3, 5340-01-564-3747, NH1002543-10, 6499-057, 150-5600-002, 2513-708-98233, 18289	3ATI-S	3.175	3.060	3.885	0.045	MS35214-29	MS35214-46	Note 1
Notes: 1: Anodized per MIL-A-8625, Type 2, Class 1, Clear. 2: Anodized per MIL-A-8625, Type 1, Class 1, Clear. 3: Chem-filmed per MIL-DTL-5541, Class 1A, Yellow. 4: Chem Film per MIL-DTL-5541, Class 3, Clear 5 Closing brackets are self-locking Recommended mounting and adjusting screw torque is 5-8 in. lb. All clamps are designed to meet the requirements of MIL-C-6818 and/or customer requirements. Band and closing bracket materials are 6061-T6 per QQ-A-200/8, or AQMS-QQ-A-250/11. Rivet materials are 2017 per QQ-A-225/5									



Avionics Mounting Devices



AMI Part number	Equivalent Part number	ARINC# 408 SPEC	A	B	C	T	MOUNTING SCREW	ADJUSTING SCREW	NOTES
			2 PL.	±.005	2 PL.	±.003			
3611000-LJ	9963LJ, 5340-01-525-8983	3ATI-S SPL.	3.175	3.060	3.885	0.045	MS35214-44	MS35214-46	Note 1
3611005	NAS934901-03	3ATI-S	3.175	3.060	3.885	0.045	MS35214-29	MS35214-46	Note 2
3611010		3ATI-S SPL.	3.175	3.060	3.885	0.045	MS35214-29	MS35214-31	Note 1
3612000	64397B	3ATI-S	3.175	3.060	3.885	0.045	MS35214-29	MS35214-46	Note 3
4 ATI CLAMPS									
3711000-1	9964B, 54622, 139-3157-010, 5340-01-031-0722, 4000836-2,	4ATI-S	3.975	3.860	5.015	0.040	MS25214-29	MS35214-46	Note 1
3711000-2	NAS934901-02	4ATI-S	3.975	3.860	5.015	0.040	MS25214-29	MS35214-46	Note 2
3711000-LJ	9964LJ, 5340-01-518-3412	4ATI-S SPL	3.975	3.860	5.015	0.040	MS35214-44	MS35214-46	Note 1
5 ATI CLAMPS									
3811000	9965B, 54623	5ATI-S	4.975	4.810	6.360	0.050	MS35214-44	MS35214-46	Note 1
3812000	64677B	5ATI-S	4.975	4.810	6.360	0.050	MS35214-44	MS35214-46	Note 2

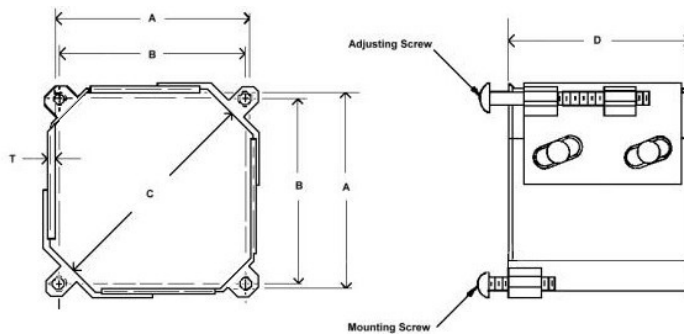

Notes:

- 1: Anodized per MIL-A-8625, Type 2, Class 1, Clear.
 - 2: Anodized per MIL-A-8625, Type 1, Class 1, Clear.
 - 3: Chem-filmed per MIL-DTL-5541, Class 1A, Yellow.
 - 4: Chem Film per MIL-DTL-5541, Class 3, Clear
 - 5 Closing brackets are self-locking
- Recommended mounting and adjusting screw torque is 5-8 in. lb.
 All clamps are designed to meet the requirements of MIL-C-6818 and/or customer requirements.
 Band and closing bracket materials are 6061-T6 per QQ-A-200/8, or AQMS-QQ-A-250/11.
 Rivet materials are 2017 per QQ-A-225/5 Threads in mounting lugs are self-locking.



Avionics Mounting Devices

ARINC Square Clamps, 2" Deep.

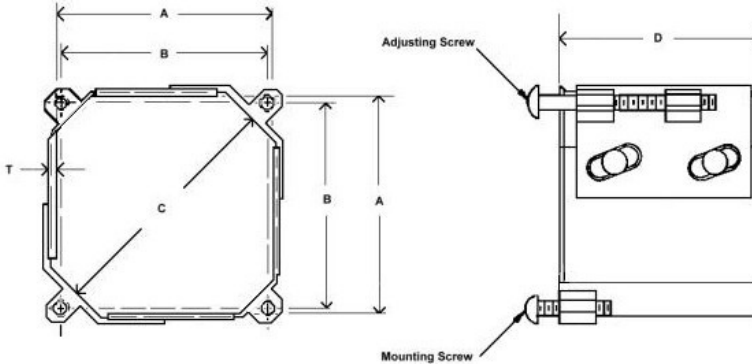


2ATI										
AMI P/N	Equivalent P/N	ATI SIZE SPEC	A	B	C	D	T	MOUNTING SCREW	ADJUSTING SCREW	NOTES
			±.010	±.005	±.015	±.03	±.003			
3521000	64416B, 5340-01-328-1210, 5340-01-247-3466, NSA934901-11, NH1004718-10, MBG68508	2ATI-S	2.175	2.080	2.500	2.00	0.045	MS35214-29	MS35214-50	Note 1
3521005	NAS934901-13	2ATI-S	2.175	2.080	2.500	2.00	0.045	MS35214-29	MS35214-50	Note 2
3521101	64465	2ATI-S	2.175	2.080	2.500	2.00	0.045	MS51957-32B	MS51957-53B	Notes 1 & 5
3522000	64617, 5340-01-482-8122	2ATI-S	2.175	2.080	2.500	2.00	0.045	MS35214-29	MS35214-50	Note 3

Notes:
 1: Anodized per MIL-A-8625, Type 2, Class 1, Clear.
 2: Anodized per MIL-A-8625, Type 1, Class 1, Clear.
 3: Chem-filmed per MIL-DTL-5541, Class 1A, Yellow.
 4. Chem Film per MIL-DTL-5541, Class 3, Clear
 5 Closing brackets are self-locking
 Recommended mounting and adjusting screw torque is 6-10 in. lb.
 All clamps are designed to meet the requirements of MIL-C-6818 and/or customer requirements.
 Band and closing bracket materials are 6061-T6 per QQ-A-200/8, or AQMS-QQ-A-250/11.
 Rivet materials are 2017 per QQ-A-225/5



Avionics Mounting Devices

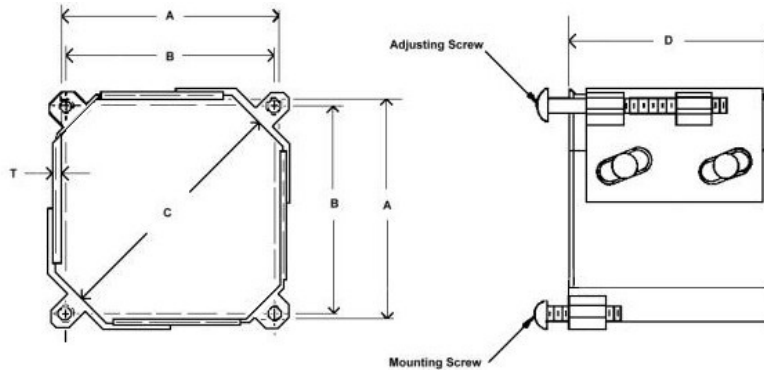


3ATI 2 inch deep clamps										
AMI P/N	Equivalent P/N	ATI SIZE SPEC	A	B	C	D	T	MOUNTING SCREW	ADJUSTING SCREW	NOTES
			±.010	±.005	±.015	±.03	±.003			
3621000	64311B, 5340-01-242-3434, 670548, NSA934901-16, MGB61897, NH1000201-30, NH100519-30, NH1004994-30, 41038-0001, 123-3	3ATI-S	3.175	3.060	3.885	2.00	0.045	MS35214-29	MS35214-50	Note 1
3621001	NSA934901-16	3ATI-S	3.175	3.060	3.885	2.00	0.045	MS35214-29	MS35214-50	Note 2
3621005	54-20007	3ATI-S	3.175	3.060	3.885	2.00	0.045	MS35214-31	MS35214-50	Note 1
3621010	139-0969-020	3ATI-S	3.175	3.060	3.885	2.00	0.045	MS51957-32B	MS51957-53B	Note 4
3621101	88VT0100-1C	3ATI-S	3.175	3.060	3.885	2.00	0.045	MS35214-29	MS35214-50	Notes 1 & 5
3621105	64466, 61062	3ATI-S	3.175	3.060	3.885	2.00	0.045	MS51957-32B	MS51957-53B	Notes 1 & 5
3622005	64622B	3ATI-S	3.175	3.060	3.885	2.00	0.045	MS24693BB52	MS35215-63	Note 3
3622000	64640B, 5340-01-482-8124	3ATI-S	3.175	3.060	3.885	2.00	0.045	MS35214-29	MS35214-50	Note 3
3622010	64650B	3ATI-S	3.175	3.060	3.885	2.00	0.045	MS35216-29	MS35216-50	Note 1
3622100	88VT0100-1B	3ATI-S	3.175	3.060	3.885	2.00	0.045	MS35216-29	MS35216-50	Notes 3 & 5
3623100	88VT0100-1A	3ATI-S	3.175	3.060	3.885	2.00	0.045	MS35214-29	MS35214-50	Notes 4 & 5

Notes:
1: Anodized per MIL-A-8625, Type 2, Class 1, Clear.
2: Anodized per MIL-A-8625, Type 1, Class 1, Clear.
3: Chem-filmed per MIL-DTL-5541, Class 1A, Yellow.
4: Chem Film per MIL-DTL-5541, Class 3, Clear
5 Closing brackets are self-locking
 Recommended mounting and adjusting screw torque is 6-10 in. lb.
 All clamps are designed to meet the requirements of MIL-C-6818 and/or customer requirements.
 Band and closing bracket materials are 6061-T6 per QQ-A-200/8, or AQMS-QQ-A-250/11.
 Rivet materials are 2017 per QQ-A-225/5



Avionics Mounting Devices



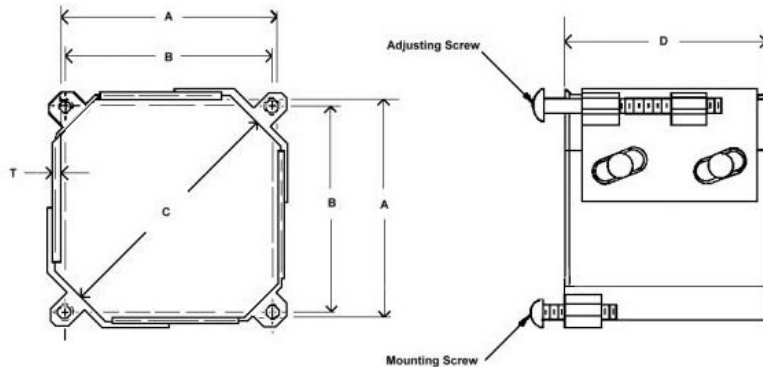
ARINC Square Clamps, 2" Deep.

4ATI										
AMI P/N	Equivalent P/N	ATI SIZE	A	B	C	D	T	MOUNTING SCREW	ADJUSTING SCREW	NOTES
		SPEC	±.010	±.005	±.015	±.03	±.003			
3721000	64359B	4ATI-S	3.975	3.860	5.015	2.00	0.040	MS35214-29	MS35214-50	Note 1
3722000		4ATI-S	3.975	3.860	5.015	2.00	0.040	MS35214-29	MS35214-50	Note 3
5ATI										
AMI P/N	Equivalent P/N	ATI SIZE	A	B	C	D	T	MOUNTING SCREW	ADJUSTING SCREW	NOTES
		SPEC	±.010	±.005	±.015	±.03	±.003			
3821000	64347B	5ATI-S	4.975	4.810	6.360	2.00	0.050	MS35214-44	MS35214-50	Note 1
3822000	64629B	5ATI-S	4.975	4.810	6.360	2.00	0.050	MS35214-44	MS35214-50	Note 3
3823000	64624B	5ATI-S	4.975	4.810	6.360	2.00	0.040	MS35214-44	MS35214-50	Note 4
Notes: 1: Anodized per MIL-A-8625, Type 2, Class 1, Clear. 2: Anodized per MIL-A-8625, Type 1, Class 1, Clear. 3: Chem-filmed per MIL-DTL-5541, Class 1A, Yellow. 4: Chem Film per MIL-DTL-5541, Class 3, Clear 5 Closing brackets are self-locking Recommended mounting and adjusting screw torque is 6-10 in. lb. All clamps are designed to meet the requirements of MIL-C-6818 and/or customer requirements. Band and closing bracket materials are 6061-T6 per QQ-A-200/8, or AQMS-QQ-A-250/11. Rivet materials are 2017 per QQ-A-225/5										



Avionics Mounting Devices

ARINC Square Clamps 4" Deep

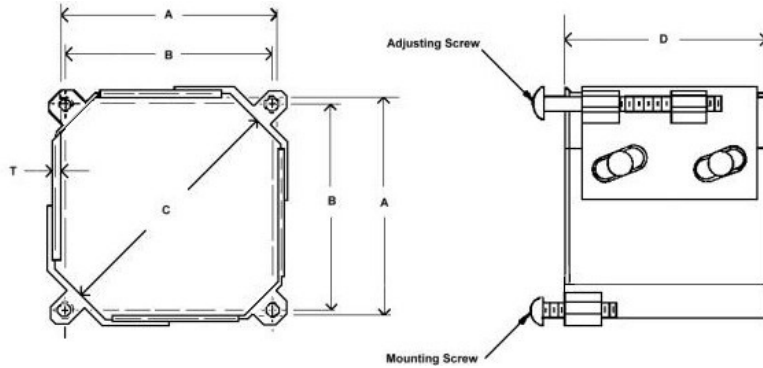


3ATI										
AMI P/N	Equivalent P/N	ATI SIZE SPEC	A	B	C	D	T	MOUNTING SCREW	ADJUSTING SCREW	NOTES
			±.010	±.005	±.015	±.03	±.003			
3641000-1	64435B-101	3ATI-S	3.175	3.060	3.885	4.00	0.040	MS24693BB30	MS35214-50	Note 1
3641000-3	64435B-103	3ATI-S	3.175	3.060	3.885	4.00	0.040	MS35214-29	MS35214-50	Note 1
3641000-5	64435B-105	3ATI-S	3.175	3.060	3.885	4.00	0.040	MS35214-44	MS35214-50	Note 1
3641000-7	64435B-107	3ATI-S	3.175	3.060	3.885	4.00	0.040	MS51957-32B	MS51957-55B	Note 1
3642000-1	64662B-101	3ATI-S	3.175	3.060	3.885	4.00	0.040	MS24693BB30	MS35214-50	Note 3
3642000-3	64662B-103, 54-20007	3ATI-S	3.175	3.060	3.885	4.00	0.040	MS35214-29	MS35214-50	Note 3
3642000-5	64662B-105	3ATI-S	3.175	3.060	3.885	4.00	0.040	MS35214-44	MS35214-50	Note 3
3642000-7	64662B-107, 566-1814-04	3ATI-S	3.175	3.060	3.885	4.00	0.040	MS51957-32B	MS51957-55B	Note 3
3643000-8	139-0969-030	3ATI-S	3.175	3.060	3.885	4.00	0.040	MS24693BB32	MS51957-57B	Note 4
3643000-9	139-0969-040	3ATI-S	3.175	3.060	3.885	4.00	0.040	MS51957-32B-36118	MS51957-57B-36118	Note 4

Notes:
1: Anodized per MIL-A-8625, Type 2, Class 1, Clear.
2: Anodized per MIL-A-8625, Type 1, Class 1, Clear.
3: Chem-filmed per MIL-DTL-5541, Class 1A, Yellow.
4: Chem Film per MIL-DTL-5541, Class 3, Clear
5 Closing brackets are self-locking
 Recommended mounting and adjusting screw torque is 8-12 in. lb.
 All clamps are designed to meet the requirements of MIL-C-6818 and/or customer requirements.
 Band and closing bracket materials are 6061-T6 per QQ-A-200/8, or AQMS-QQ-A-250/11.
 Rivet materials are 2017 per QQ-A-225/5



Avionics Mounting Devices



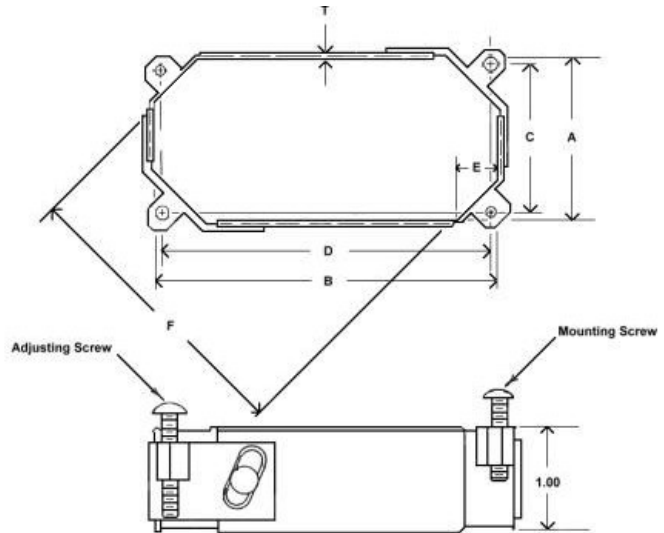

4ATI										
AMI P/N	Equivalent P/N	ATI SIZE SPEC	A	B	C	D	T	MOUNTING SCREW	ADJUSTING SCREW	NOTES
			±.010	±.005	±.015	±.03	±.003			
3741000-1	64377B-101, 4730-01-505-1811	4ATI-S	3.975	3.860	5.015	4.00	0.040	MS24693BB274	MS35215-63	Note 1
3741000-3	64377B-103	4ATI-S	3.975	3.860	5.015	4.00	0.040	MS35215-57	MS35215-63	Note 1

Notes:
 1: Anodized per MIL-A-8625, Type 2, Class 1, Clear.
 2: Anodized per MIL-A-8625, Type 1, Class 1, Clear.
 3: Chem-filmed per MIL-DTL-5541, Class 1A, Yellow.
 4: Chem Film per MIL-DTL-5541, Class 3, Clear
 5 Closing brackets are self-locking
 Recommended mounting and adjusting screw torque is 8-12 in. lb.
 All clamps are designed to meet the requirements of MIL-C-6818 and/or customer requirements.
 Band and closing bracket materials are 6061-T6 per QQ-A-200/8, or AQMS-QQ-A-250/11.
 Rivet materials are 2017 per QQ-A-225/5



Avionics Mounting Devices

ARINC Horizontal Scale Clamps 1" Deep



AMI P/N	Equivalent P/N	ARINC # 408 SPEC	A	B	C	D	E	F	T	MOUNTING SCREW	ADJUSTING SCREW	FINISH
			±.015	±.015	±.005	±.005	±.010	REF.	±.003			
3911000	64321B, 18671, MGB68247, NH1000433, 5340-01-107-6541	1.5X3A TI-R	1.457	3.175	1.340	3.060	.428	2.670	.045	MS24693BB30	MS35214-31	Note 1
3911001	NSA934901-06	1.5X3A TI-R	1.457	3.175	1.340	3.060	.428	2.670	.045	MS24693BB32	MS35214-115	Note 2
3911010	64419B, 5340-01-438-0430, MGB68568, 5340-01-332-5439, 7001995-1	1.5X3A TI-R	1.457	3.175	1.340	3.060	.428	2.670	.045	MS35214-29	MS35214-46	Note 1
3911050	64470	1.5X3A TI-R	1.457	3.175	1.340	3.060	.428	2.670	.045	MS35214-29	MS35214-46	Notes 1 & 4
3912000	64676B	1.5X3A TI-R	1.457	3.175	1.340	3.060	.428	2.670	.045	MS24693BB30	MS35214-31	Note 3
3912005	64641B	1.5X3A TI-R	1.457	3.175	1.340	3.060	.428	2.670	.045	MS35214-29	MS35214-46	Note 3

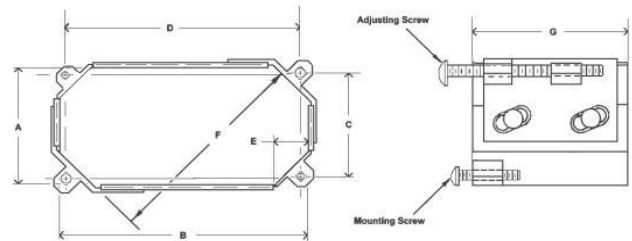
Notes:

- 1: Anodized per MIL-A-8625, Type 2, Class 1, Clear.
 - 2: Anodized per MIL-A-8625, Type 1, Class 1, Clear.
 - 3: Chem-filmed per MIL-DTL-5541, Class 1A, Yellow.
 - 4: Chem Film per MIL-DTL-5541, Class 3, Clear
 - 5 Closing brackets are self-locking
- Recommended mounting and adjusting screw torque is 5-8 in. lb.
 All clamps are designed to meet the requirements of MIL-C-6818 and/or customer requirements.
 Band and closing bracket materials are 6061-T6 per QQ-A-200/8, or AQMS-QQ-A-250/11.
 Rivet materials are 2017 per QQ-A-225/5



Avionics Mounting Devices


ARINC Horizontal Scale Clamps 2” Deep



AMI P/N	Equivalent P/N	ARINC# 408	A	B	C	D	E	F	G	T	MOUNTING SCREW	ADJUSTING SCREW	Notes
		SPEC	±.015	±.015	±.005	±.005	±.010	REF.	±.03	±.003			
3921000	64481B, 5340-01-504-6662, NSA934901-17	1.5X3AT I-R	1.457	3.175	1.340	3.060	.428	2.670	2.000	.045	MS35214-29	MS35214-50	Note 1
3922000		1.5X3AT I-R	1.457	3.175	1.340	3.060	.428	2.670	2.000	0.045	MS35214-29	MS35214-50	Note 3

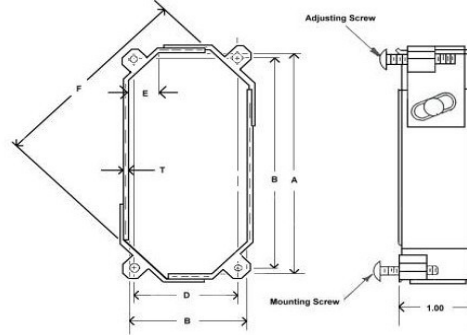

Notes:

- 1: Anodized per MIL-A-8625, Type 2, Class 1, Clear.
 - 2: Anodized per MIL-A-8625, Type 1, Class 1, Clear.
 - 3: Chem-filmed per MIL-DTL-5541, Class 1A, Yellow.
 - 4: Chem Film per MIL-DTL-5541, Class 3, Clear
 - 5 Closing brackets are self-locking
- Recommended mounting and adjusting screw torque is 6-10 in. lb.
 All clamps are designed to meet the requirements of MIL-C-6818 and/or customer requirements.
 Band and closing bracket materials are 6061-T6 per QQ-A-200/8, or AQMS-QQ-A-250/11.
 Rivet materials are 2017 per QQ-A-225/5



Avionics Mounting Devices

ARINC Vertical Scale, 1" Deep.



AMI P/N	Equivalent P/N	ARINC 408A Size	A	B	C	D	E	F	T	MOUNTING SCREW	ADJUSTING SCREW	FINISH
			±.015	±.015	±.005	±.005	±.010	REF.	±.003			
3911005	64320B, MGB64330, 139-3023-101	½-4ATI-R	3.975	1.795	3.860	1.680	0.428	3.476	0.040	MS35214-29	MS35214-46	Note 1
3911015	64423B, 5340-01-484-4920, C15005	1.5X3ATI-R	3.175	1.457	3.060	1.340	0.428	2.670	0.045	MS35214-29	MS35214-46	Note 1
3911020	64324B, 5340-01-247-2212, MGB68508, 4000836-1, 6615-99-625-1967		2.781	2.250	2.719	2.188	0.406	3.058	0.040	MS35214-29	MS35214-31	Note 1
3911025	64302B, 852636, NSA934901-12, 5340-01-305-1537, MGB67039	2X4ATI-R	3.975	2.175	3.860	2.060	0.426	3.746	0.040	MS35214-29	MS35214-46	Note 1
3911035	64304B, 852368, MGB67038, NH1000112	3X4ATI-R	3.975	3.175	3.860	3.060	0.428	4.451	0.040	MS35214-29	MS35214-46	Note 1
3911040	64498B	4X5ATI-R	4.975	3.975	4.810	3.860	.476	5.655	.040	MS35214-44	MS35214-46	Note 1
3911045	64418B	1.5X4ATI-R	3.975	1.457	3.860	1.340	.428	3.236	.040	MS35214-29	MS35214-46	Note 1
3911055	64469	1.5X3ATI-R	3.175	1.457	3.060	1.340	.428	2.670	.045	MS35214-29	MS35214-46	Note 1

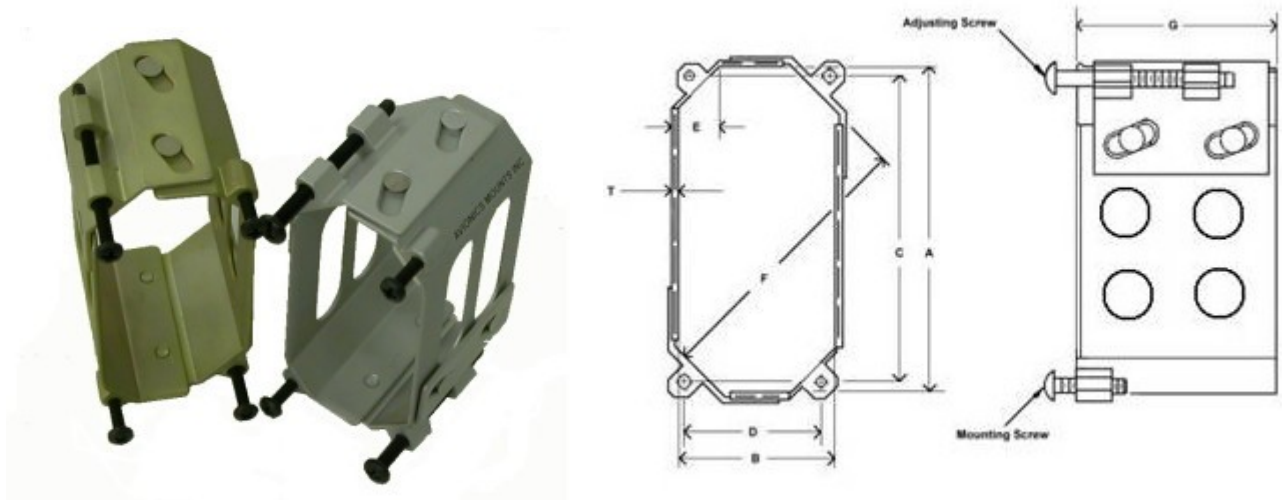
Notes:

- 1: Anodized per MIL-A-8625, Type 2, Class 1, Clear.
 - 2: Anodized per MIL-A-8625, Type 1, Class 1, Clear.
 - 3: Chem-filmed per MIL-DTL-5541, Class 1A, Yellow.
 - 4: Chem Film per MIL-DTL-5541, Class 3, Clear
 - 5 Closing brackets are self-locking
- Recommended mounting and adjusting screw torque is 5-8 in. lb.
 All clamps are designed to meet the requirements of MIL-C-6818 and/or customer requirements.
 Band and closing bracket materials are 6061-T6 per QQ-A-200/8, or AQMS-QQ-A-250/11.
 Rivet materials are 2017 per QQ-A-225/5



Avionics Mounting Devices


ARINC Vertical Scale, 2" Deep.



AMI P/N	Equivalent P/N	ARINC 408A	A	B	C	D	E	F	G	T	MOUNTING SCREW	ADJUSTING SCREW	FINISH
		SIZE	±.015	±.015	±.005	±.005	±.010	REF.	±.03	±.003			
3921005	64428B, 5340-01-485-0277, 5340-01-307-2166	1.5X3A TI-R	3.175	1.457	3.060	1.340	.428	2.670	2.00	.045	MS35214-29	MS35214-50	Note 1
3921010	64429B, 5340-01-424-8323	1.5X4A TI-R	3.975	1.457	3.860	1.340	.428	3.236	2.00	.040	MS35214-29	MS35214-50	Note 1
3921015	64431B	3X4ATI -R	3.975	3.175	3.860	3.060	.428	4.451	2.00	.040	MS35214-29	MS35214-50	Note 1
3921030	64430B	2X4ATI -R	3.975	2.175	3.860	2.060	.426	3.746	2.00	.040	MS35214-29	MS35214-50	Note 1
3921035	64474	3X4ATI -R	3.975	3.175	3.860	3.060	.428	4.451	2.00	.040	MS35216-29	MS35216-50	Notes 1 & 5

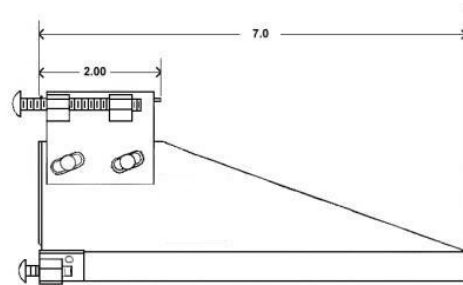
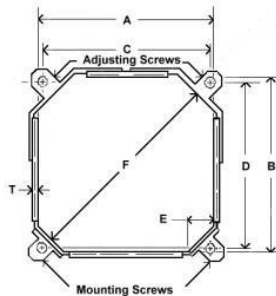
Notes:

- 1: Anodized per MIL-A-8625, Type 2, Class 1, Clear.
 - 2: Anodized per MIL-A-8625, Type 1, Class 1, Clear.
 - 3: Chem-filmed per MIL-DTL-5541, Class 1A, Yellow.
 - 4: Chem Film per MIL-DTL-5541, Class 3, Clear
 - 5 Closing brackets are self-locking
- Recommended mounting and adjusting screw torque is 6-10 in. lb.
 All clamps are designed to meet the requirements of MIL-C-6818 and/or customer requirements.
 Band and closing bracket materials are 6061-T6 per QQ-A-200/8, or AQMS-QQ-A-250/11.
 Rivet materials are 2017 per QQ-A-225/5



Avionics Mounting Devices

ARINC Shelf Type Clamps, 7" deep.



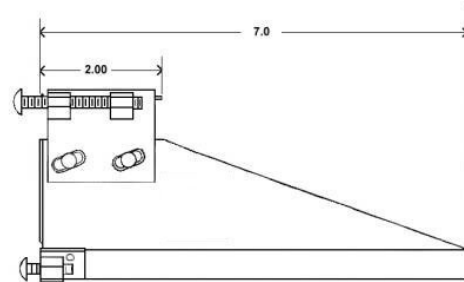
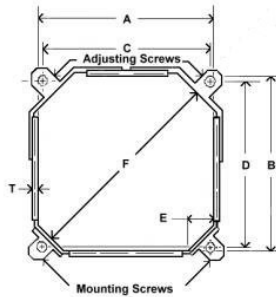
AMI P/N	Equivalent Part Numbers	ARINC# 408 SPEC	A	B	C	D	E	F	MOUNTING SCREWS	ADJUSTING SCREW	Notes
			±.010	±.010	±.005	±.005	±.010	REF.			
3ATI											
3671000-1	64409B-101	3ATI-S	3.175	3.175	3.060	3.060	.428	3.885	MS24693BB30 & 52	MS35214-35 & -50	Note 1
3671000-3	64409B-103, 5340-01-329-1034, N1004685-10, 7000066-3	3ATI-S	3.175	3.175	3.060	3.060	0.428	3.885	MS35214-29 & -44	MS35214-35 & -50	Note 1
3671000-5	64409B-105	3ATI-S	3.175	3.175	3.060	3.060	0.428	3.885	MS35214-44	MS35214-50	Note 1
3671000-7	64409B-107	3ATI-S	3.175	3.175	3.060	3.060	0.428	3.885	MS24693BB62	MS24693BB52	Note 1
3671000-9	64409B-109	3ATI-S	3.175	3.175	3.060	3.060	0.428	3.885	MS35214-44 & MS24693BB62	MS35214-50 & MS24693BB52	Note 1
3671005-3		3ATI-S	3.175	3.175	3.060	3.060	0.428	3.885	MS35214-29	MS35214-35	Note 1
3672000-1	64621B-101	3ATI-S	3.175	3.175	3.060	3.060	0.428	3.885	MS24693BB52	MS35214-50	Note 3
3672000-3	64621B-103	3ATI-S	3.175	3.175	3.060	3.060	0.428	3.885	MS35214-44	MS35214-50	Note 3
3672000-5	64621B-105, 5340-01-467-1942	3ATI-S	3.175	3.175	3.060	3.060	0.428	3.885	MS35214-44	MS35214-50	Note 3

Notes:

- 1: Anodized per MIL-A-8625, Type 2, Class 1, Clear.
 - 2: Anodized per MIL-A-8625, Type 1, Class 1, Clear.
 - 3: Chem-filmed per MIL-DTL-5541, Class 1A, Yellow.
 - 4: Chem Film per MIL-DTL-5541, Class 3, Clear
 - 5 Closing brackets are self-locking
- Recommended mounting and adjusting screw torque is 8-12 in. lb.
 All clamps are designed to meet the requirements of MIL-C-6818 and/or customer requirements.
 Band and closing bracket materials are 6061-T6 per QQ-A-200/8, or AQMS-QQ-A-250/11.
 Rivet materials are 2017 per QQ-A-225/5



Avionics Mounting Devices



4ATI

AMI P/N	Equivalent Part Numbers	ARINC# 408 SPEC	A	B	C	D	E	F	MOUNTING SCREWS	ADJUSTING SCREW	Notes
3771000-1	64391B-101	4ATI-S	3.975	3.975	3.860	3.860	0.428	5.015	MS24693BB30 & 52	MS35214-29 & -50	Note 1
3771000-3	64391B-103, 5340-01-329-5677, NH1004527-10, 7000066-1	4ATI-S	3.975	3.975	3.860	3.860	0.428	5.015	MS35214-29 & -44	MS35214-35 & -50	Note 1
3771000-5	64391B-105	4ATI-S	3.975	3.975	3.860	3.860	0.428	5.015	MS35214-44	MS35214-50	Note 1
3771000-7	64391B-107	4ATI-S	3.975	3.975	3.860	3.860	0.428	5.015	MS24693BB52	MS24693BB62	Note 1
3772000-3		4ATI-S	3.975	3.975	3.860	3.860	0.428	5.015	MS35214-29 & -44	MS35214-35 & -50	Note 3

Notes:

- 1: Anodized per MIL-A-8625, Type 2, Class 1, Clear.
 - 2: Anodized per MIL-A-8625, Type 1, Class 1, Clear.
 - 3: Chem-filmed per MIL-DTL-5541, Class 1A, Yellow.
 - 4: Chem Film per MIL-DTL-5541, Class 3, Clear
- Recommended mounting and adjusting screw torque is 8-12 in. lb.
 All clamps are designed to meet the requirements of MIL-C-6818 and/or customer requirements.
 Band and closing bracket materials are 6061-T6 per QQ-A-200/8, or AQMS-QQ-A-250/11.
 Rivet materials are 2017 per QQ-A-225/5

5ATI

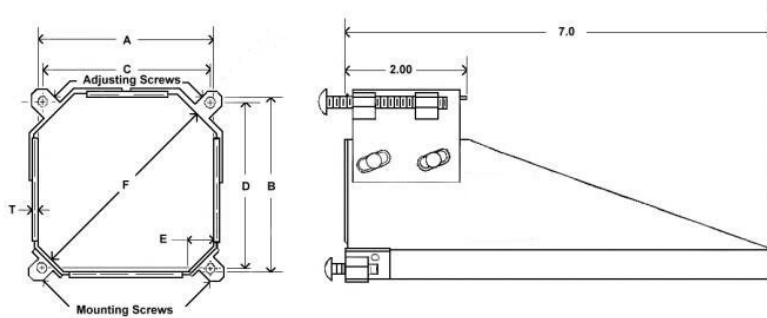
AMI P/N	Equivalent Part Numbers	ARINC# 408 SPEC	A	B	C	D	E	F	MOUNTING SCREWS	ADJUSTING SCREW	Notes
			±.010	±.010	±.005	±.005	±.010	REF.			
3871000-1	64405B-101	5ATI-S	4.975	4.975	4.810	4.810	.476	6.360	MS24693BB52	MS35214-50	Note 1
3871000-3	64405B-103, 5340-01-328-1219, NH1004684-10, 7000066-2	5ATI-S	4.975	4.975	4.810	4.810	.476	6.360	MS35214-44	MS35214-50	Note 1
3872000-1		5ATI-S	4.975	4.975	4.810	4.810	.476	6.360	MS24693BB52	MS35214-50	Note 2
3872000-3		5ATI-S	4.975	4.975	4.810	4.810	.476	6.360	MS35214-44	MS35214-50	Note 2

Notes:

- 1: Anodized per MIL-A-8625, Type 2, Class 1, Clear.
 - 2: Anodized per MIL-A-8625, Type 1, Class 1, Clear.
 - 3: Chem-filmed per MIL-DTL-5541, Class 1A, Yellow.
 - 4: Chem Film per MIL-DTL-5541, Class 3, Clear
- Recommended mounting and adjusting screw torque is 8-12 in. lb.
 All clamps are designed to meet the requirements of MIL-C-6818 and/or customer requirements.
 Band and closing bracket materials are 6061-T6 per QQ-A-200/8, or AQMS-QQ-A-250/11.
 Rivet materials are 2017 per QQ-A-225/5



Avionics Mounting Devices




MIXED ATI SIZES

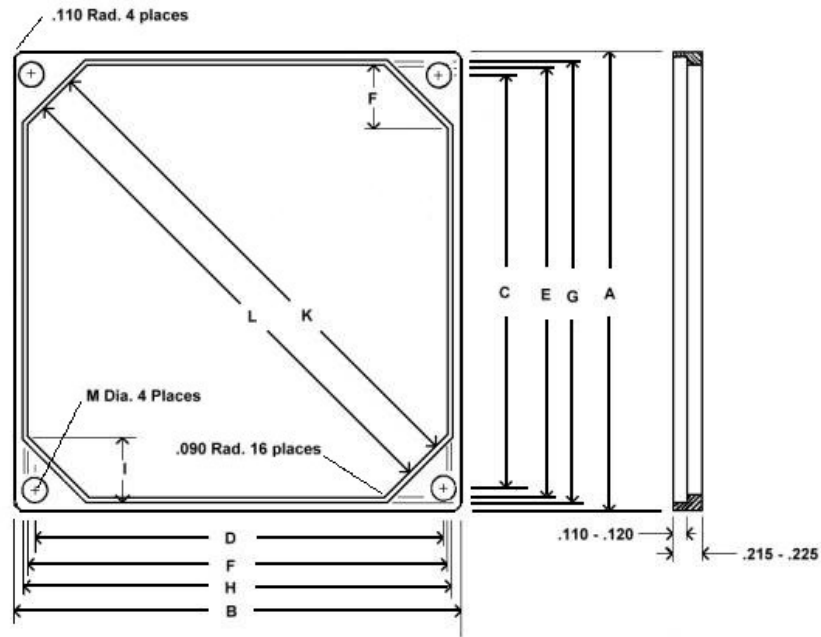
AMI P/N	Equivalent Part Numbers	ARINC# 408 SPEC	A	B	C	D	E	F	MOUNTING SCREWS	ADJUSTING SCREW	Notes
			±.010	±.010	±.005	±.005	±.010	REF.			
3971000-1	64438B-101	5X4ATI-R	4.975	3.975	4.810	3.810	.476	5.655	MS24693BB52	MS35214-50	Note 1
3971000-3	64438B-103, 5340-01-329-5679, NH1006343-10, 7000066-4	5X4ATI-R	4.975	3.975	4.810	3.810	.476	5.655	MS35214-44	MS35214-50	Note 1
3971020-1	64440B-101, 5340-01-424-8322	6X5ATI-R	5.975	4.975	5.810	4.810	.512	7.019	MS24693BB274	MS35215-63	Note 1
3971020-3	64440B-103, 5340-01-329-5676, NH1006345-10, NSA934901-14, 7000066-6	6X5ATI-R	5.975	4.975	5.810	4.810	.512	7.019	MS35215-57	MS35215-63	Note 1
3972020-3	7000066-12	6X5ATI-R	5.975	4.975	5.810	4.810	.512	7.019	MS35215-57	MS35215-63	Note 3
3971015-1	64483B-101	4.975 x 4.600-R	4.975	4.600	4.810	4.435	.476	6.096	MS24693BB52	MS35214-50	Note 1
3971015-3	64483B-103, NH1006344-10, 7000066-5	4.975 x 4.600-R	4.975	4.600	4.810	4.435	.476	6.096	MS35214-44	MS35214-50	Note 1
3971010-1	64489B-101	6X2ATI-R	5.975	2.175	5.810	2.012	.512	5.089	MS24693BB52	MS35214-50	Note 1
3971010-3	64489B-103, NH1006346-10, NSA934901-15, 7000066-7	6X2ATI-R	5.975	2.175	5.810	2.012	.512	5.089	MS35214-44	MS35214-50	Note 1
3971005-1	64557B-101	4 x 5 ATI-R	4.025	5.005	3.810	4.810	.476	5.697	MS24693B52	MS35214-50	Note 1
3971005-3	64557B-103, 7000066-11	4 x 5 ATI-R	4.025	5.005	3.810	4.810	.476	5.697	MS35214-44	MS35214-50	Note 1

Notes:

- 1: Anodized per MIL-A-8625, Type 2, Class 1, Clear.
 - 2: Anodized per MIL-A-8625, Type 1, Class 1, Clear.
 - 3: Chem-filmed per MIL-DTL-5541, Class 1A, Yellow.
 - 4: Chem Film per MIL-DTL-5541, Class 3, Clear
- Recommended mounting and adjusting screw torque is 8-12 in. lb.
 All clamps are designed to meet the requirements of MIL-C-6818 and/or customer requirements.
 Band and closing bracket materials are 6061-T6 per QQ-A-200/8, or AQMS-QQ-A-250/11.
 Rivet materials are 2017 per QQ-A-225/5




Avionics Mounting Devices



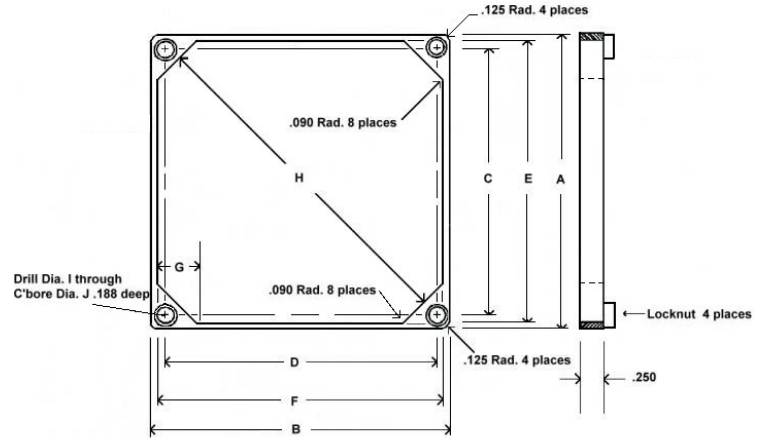
Adapter Plates

AMI	Equivalent	ARINC	A	B	C	D	E	F	G	H	I	J	K	L	M
P/N	P/N	Size	±.010	±.010	±.005	±.005	±.010	±.00	±.010	±.010	±.010	±.010	REF.	REF.	±.003
79020-1	68009-1	1X2ATI-R	1.158	2.375	0.863	2.080	1.000	2.210	1.078	2.295	0.441	0.420	1.761	1.676	0.170
79020-2	68009-2	1.5X3ATI-R	1.657	3.375	1.340	3.060	1.500	3.210	1.577	3.295	0.463	0.442	2.790	2.705	0.170
79020-3	68009-3	1.5X4ATI-R	1.657	4.175	1.340	3.860	1.510	4.010	1.577	4.095	0.463	0.442	3.356	3.271	0.170
79020-4	68009-4	2ATI-S	2.375	2.375	2.080	2.080	2.210	2.210	2.295	2.295	0.442	0.417	2.620	2.535	0.170
79020-5	68009-5	2X4ATI-R	2.375	4.175	2.080	3.860	2.210	4.010	2.295	4.095	0.461	0.436	3.866	3.781	0.170
79020-6	68009-6	3ATI-S	3.375	3.375	3.060	3.060	3.210	3.210	3.295	3.295	0.463	0.438	4.005	3.920	0.170
79020-7	68009-7	3X4ATI-R	3.375	4.175	3.060	3.860	3.210	4.010	3.295	4.095	0.463	0.438	4.571	4.486	0.170
79020-8	68009-8	4ATI-S	4.175	4.175	3.860	3.860	4.010	4.010	4.095	4.095	0.464	0.439	5.135	5.050	0.170
79020-9	68009-9	4X5ATI-R	4.175	5.175	3.860	4.810	4.010	5.010	4.095	5.095	0.511	0.487	5.775	5.690	0.196
79020-10	68009-10	5ATI-S	5.175	5.175	4.810	4.810	5.010	5.010	5.095	5.095	0.513	0.488	6.480	6.395	0.196
79020-11	68009-11	5X6ATI-R	5.175	6.175	4.810	5.810	5.010	6.010	5.095	6.095	0.547	0.522	7.139	7.054	0.221
79020-12	68009-12	6ATI-S	6.750	6.175	5.810	5.810	6.010	6.010	6.095	6.095	0.548	0.523	7.845	7.760	0.221

Standard finish is Chem-Film per MIL-DTL-5541, Class 1A, Yellow




Avionics Mounting Devices



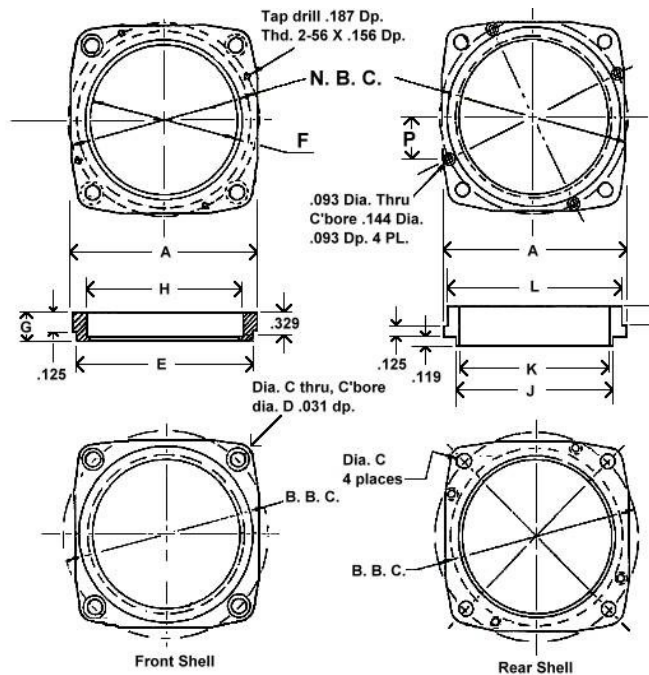
ARINC 408 (A) Mooring Plates

AMI P/N	Equivalent P/N	ARINC size	A ±.010	B ±.010	C ±.005	D ±.005	E ±.010	F ±.00	G ±.010	H REF.	I ±.001	J ±.003	THREAD SIZE
69020-1	68010-1	1X2ATI-R	1.158	2.375	0.863	2.080	1.000	2.210	0.420	1.676	0.188	0.250	6-32 UNC-2B
69020-2	68010-2	1.5X3ATI-R	1.657	3.375	1.340	3.060	1.500	3.210	0.442	2.705	0.188	0.250	6-32 UNC-2B
69020-3	68010-3	1.5X4ATI-R	1.657	4.175	1.340	3.860	1.510	4.010	0.442	3.271	0.188	0.250	6-32 UNC-2B
69020-4	68010-4	2ATI-S	2.375	2.375	2.080	2.080	2.210	2.210	0.417	2.535	0.188	0.250	6-32 UNC-2B
69020-5	68010-5	2X4ATI-R	2.375	4.175	2.080	3.860	2.210	4.010	0.436	3.781	0.188	0.250	6-32 UNC-2B
69020-6	68010-6	3ATI-S	3.375	3.375	3.060	3.060	3.210	3.210	0.438	3.920	0.188	0.250	6-32 UNC-2B
69020-7	68010-7	3X4ATI-R	3.375	4.175	3.060	3.860	3.210	4.010	0.438	4.486	0.188	0.250	6-32 UNC-2B
69020-8	68010-8	4ATI-S	4.175	4.175	3.860	3.860	4.010	4.010	0.439	5.050	0.188	0.250	6-32 UNC-2B
69020-9	68010-9	4X5ATI-R	4.175	5.175	3.860	4.810	4.010	5.010	0.487	5.690	0.203	0.281	8-32UNC-2B
69020-10	68010-10	5ATI-S	5.175	5.175	4.810	4.810	5.010	5.010	0.488	6.395	0.203	0.281	8-32UNC-2B
69020-11	68010-11	5X6ATI-R	5.175	6.175	4.810	5.810	5.010	6.010	0.522	7.054	0.228	0.281	10-32UNF-2B
69020-12	68010-12	6ATI-S	6.750	6.175	5.810	5.810	6.010	6.010	0.523	7.760	0.228	0.281	10-32UNF-2B

Standard finish is Chem-Film per MIL-DTL-5541, Class 1A, Yellow



Avionics Mounting Devices



AMI	A	B	C	D	E	F	G	H	J	K	L	M	N	P
P/N	±.015	±.003	±.002	±.006	±.010	±.006	±.010	±.002	±.002	±.003	±.004	±.006	±.003	±.003
MS28055-2	2.375	2.625	0.170	0.281	2.245	1.875	0.375	2.017					2.437	0.538
MS28055-3	2.375	2.625	0.170						2.012	1.951	2.250	0.255	2.437	0.538
MS28055-4	1.735	1.855	0.149	0.237	1.490	1.438	0.505	1.580					1.724	0.381
MS28055-5	1.735	1.855	0.149						1.575	1.513			1.724	0.381
MS28055-6	2.375	2.625	0.170	0.281	2.245	1.875	0.375	2.017					2.437	0.538
MS28055-7	2.375	2.625	0.170						2.012	1.951	2.250	0.255	2.437	0.538
MS28055-1 CONSISTS OF: (1) MS28055-2, (1) MS28055-3, ASSEMBLY & MOUNTING HARDWARE											NSN 6695-00-683-9425			
MS28055-10 CONSISTS OF: (1) MS28055-4, (1) MS28055-5, ASSEMBLY & MOUNTING HARDWARE														
MS28055-11 CONSISTS OF: (1) MS28055-6, (1) MS28055-7, ASSEMBLY & MOUNTING HARDWARE											NSN 6695-00-855-8594			